

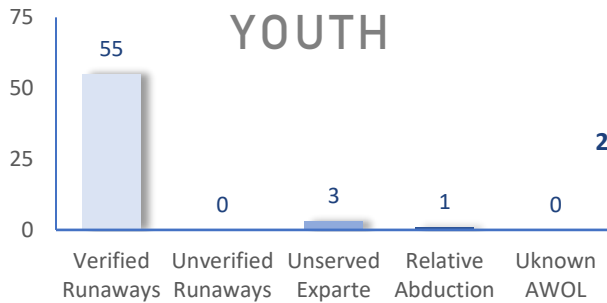
The following statistics show the status and demographics of absent Kansas foster youth and track DCF's successful recovery efforts.

## RECOVERED YOUTH

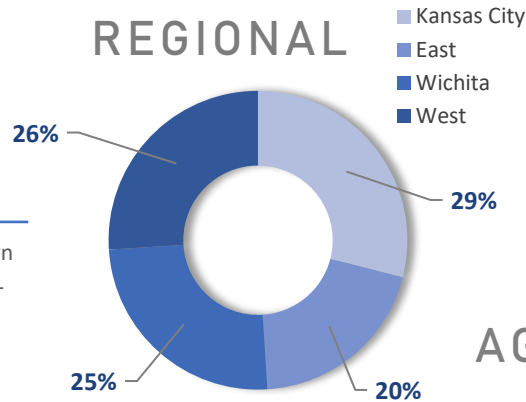


\*A youth may be recovered more than once per month.

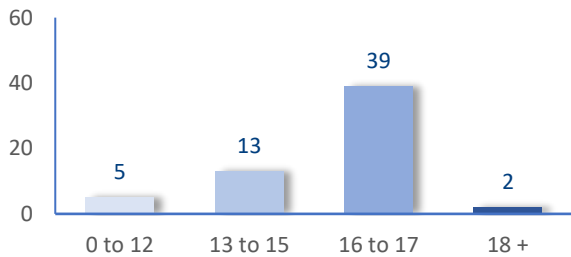
## CURRENT AWOL YOUTH



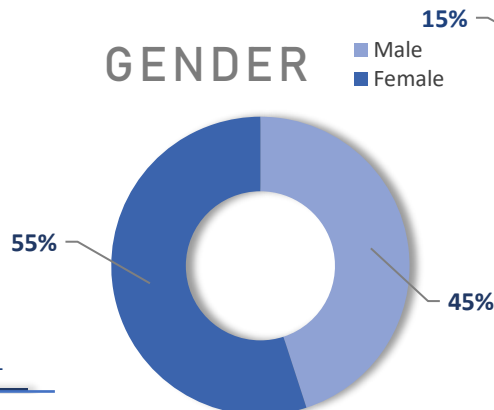
## REGIONAL



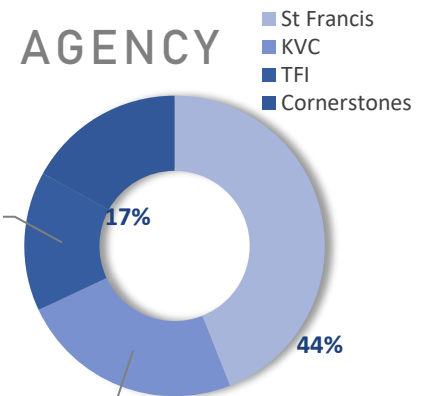
## AGE



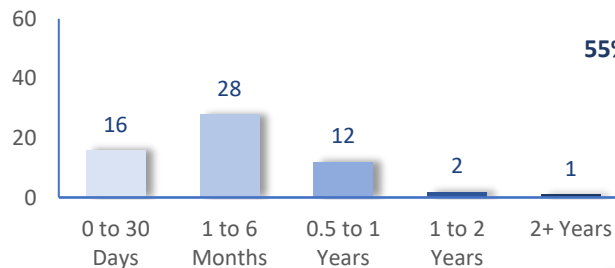
## GENDER



## AGENCY



## TIME



## DAILY AWOL YOUTH

# 2019

August		September		October		November	
DATE	# AWOL	DATE	# AWOL	DATE	# AWOL	DATE	# AWOL
1	56	3	55	1	56	1	64
2	54	4	57	2	55	4	59
5	52	5	57	3	52	5	
6	53	6	54	4	52	6	
7	54	9	52	7	51	7	
8	54	10	54	8	56	8	
9	54	11	59	9	54	12	
12	53	12	57	10	58	13	
13	51	13	56	11	54	14	
14	52	14	53	14	53	15	
15	54	17	54	15	55	18	
16	54	18	54	16	57	19	
19	55	19	56	17	57	20	
20	52	20	54	18	60	21	
21	52	23	52	21	62	22	
22	53	24	54	22	61	23	
23	56	25	53	23	61	26	
26	60	26	52	24	61	27	
27	60	27	55	25	59		
28	57	30	55	28	62		
29	51			29	63		
30	53			30	63		
				31	64		